

2019 Carbon Offset Report

11 February 2020

1) CO2 Emissions in 2019

In calendar year 2019, GroundWork staff and consultants undertook many flights as part of on-going survey and research project. The amount of CO₂ emitted from each flight was determined using the MyClimate.org's online climate calculator. In total, **24.82 metric tons** of CO₂ were emitted in 2019 by flights taken by GroundWork's staff and consultants. The table below presents the breakdown of carbon emitted for each flight.

2) Offsetting


GroundWork has offset its CO₂ emissions in 2019 with a donation to *myclimate* of 683.00 USD. This equates to a contribution of approximately 27.5 CHF for 1 metric ton of CO₂ emitted.

More details of their carbon offset program can be found at <https://www.myclimate.org/>.

SIGNATURE:



James P Wirth
Managing Director



Nicolai Petry
Senior Associate

From	Via	To	Oneway / Return	Carbon emitted (tonnes)*	Link
Geneva	Manchester	Banjul	Return	1,9	https://co2.myclimate.org/en/flight_calculators/new
Geneva		Amman	Oneway	0,52	https://co2.myclimate.org/en/flight_calculators/new
Amman	Doha	Maputo	Oneway	1,30	https://co2.myclimate.org/en/flight_calculators/new
Maputo	Lisbon	Geneva	Oneway	1,60	https://co2.myclimate.org/en/flight_calculators/new
Geneva	Rome	Amman	Return	1,20	https://co2.myclimate.org/en/flight_calculators/new
Zurich	Istanbul	Tashkent	Return	1,80	https://co2.myclimate.org/en/flight_calculators/new
Frankfurt	-	Amman	Return	1,10	https://co2.myclimate.org/en/flight_calculators/new
Zurich	Brussels	Kigali	Return	2,30	https://co2.myclimate.org/en/flight_calculators/new
Basel	Amsterdam-Nairobi	Kisumu	Return	2,70	https://co2.myclimate.org/en/flight_calculators/new
Basel	Amsterdam-Nairobi	Kisumu	Return	2,70	https://co2.myclimate.org/en/flight_calculators/new
Hanoi	Dubai	Amman	Return	2,40	https://co2.myclimate.org/en/flight_calculators/new
Hanoi	-	Luang Prabang	Return	0,30	https://co2.myclimate.org/en/flight_calculators/new
Victoria, BC	Vancouver-Frankfort	Amman	Return	3,70	https://co2.myclimate.org/en/flight_calculators/new
Accra	Nairobi	Kisumu	Return	1,60	https://co2.myclimate.org/en/flight_calculators/new
Accra	Nairobi	Kisumu	Return	1,60	https://co2.myclimate.org/en/flight_calculators/new
Total				24,82	
*Calculation is adjusted for radiative forcing					

2018 Carbon Offset Report

06 May 2019

1) CO2 Emissions in 2018

In calendar year 2018, GroundWork staff and consultants undertook many flights as part of on-going survey and research project. The amount of CO₂ emitted from each flight was determined using the MyClimate.org's online climate calculator. In total, **53.3 metric tonnes** of CO₂ were emitted in 2018 by flights taken by GroundWork's staff and consultants. The table below presents the breakdown of carbon emitted for each flight.

2) Offsetting


GroundWork has offset its CO₂ emissions in 2018 with a donation to the *Nature Conservancy* of 854.44 USD (see https://support.nature.org/site/Donation2?df_id=3901&3901.donation=form1). This equates to a contribution of approximately 15 USD for 1 metric ton of CO₂ emitted. The Nature Conservancy offers carbon offsets based on carbon sequestered through forest lands preserved.

More details of their carbon offset program can be found at <https://www.nature.org/ourinitiatives/urgentissues/global-warming-climate-change/help/carbon-offset-program-frequently-asked-questions.xml#1>.

SIGNATURE:



James P Wirth
Managing Director



Nicolai Petry
Senior Associate

From	Via	To	Oneway / Return	Carbon emitted (tonnes)*	Link	Column
Zurich	Brussel	Banjul	Return	2.000	https://co2.myclimate.org/en/flight_calculators/new	
Geneva	Dubai	Muscat	Return	2.100	https://co2.myclimate.org/en/flight_calculators/new	
Geneva	Addis Abeba	Hargeisa	Return	2.200	https://co2.myclimate.org/en/flight_calculators/new	
Geneva		Washington	Return	3.100	https://co2.myclimate.org/en/flight_calculators/new	
Geneva	Dubai	Hargeisa	Return	2.700	https://co2.myclimate.org/en/flight_calculators/new	
Zurich	Brussel	Banjul	Return	2.000	https://co2.myclimate.org/en/flight_calculators/new	
Zurich	Amsterdam	Kisumu	Return	2.700		
Basel	Amsterdam	Kisumu	Return	2.700	https://co2.myclimate.org/en/flight_calculators/new	
Basel	Amsterdam	Kisumu	Return	2.700	https://co2.myclimate.org/en/flight_calculators/new	
Hanoi	Bangkok	Kisumu	Return	3.200	https://co2.myclimate.org/en/flight_calculators/new	
Hanoi	Addis Abeba	Ndjamena	Return	3.700	https://co2.myclimate.org/en/flight_calculators/new	
Hanoi	London	Paris	Return	3.800	https://co2.myclimate.org/en/flight_calculators/new	
Hanoi	Bangkok	Amman	Return	3.000	https://co2.myclimate.org/en/flight_calculators/new	
Victoria	Nairobi	Hargeisa	Return	5.400	https://co2.myclimate.org/en/flight_calculators/new	
Hargeisa	Dubai	Amman	Return	1.700	https://co2.myclimate.org/en/flight_calculators/new	
Victoria	Dubai	Hargeisa	Return	5.100	https://co2.myclimate.org/en/flight_calculators/new	
Accra	Nairobi	Kisumu	Return	1.800	https://co2.myclimate.org/en/flight_calculators/new	
Accra	Nairobi	Kisumu	Return	1.800	https://co2.myclimate.org/en/flight_calculators/new	
Accra	Nairobi	Kisumu	Return	1.800	https://co2.myclimate.org/en/flight_calculators/new	
Kisumu	Addis Abeba	Hargeisa	Return	0.810	https://co2.myclimate.org/en/flight_calculators/new	
Nairobi		Accra	Oneway	0.784	https://co2.myclimate.org/en/flight_calculators/new	
Beirut		Amman	Return	0.209	https://co2.myclimate.org/en/flight_calculators/new	
				55.303		
*Calculation is adjusted for radiative forcing						

2017 Carbon Offset Report

25 January 2018

1) CO₂ Emissions in 2017

In calendar year 2017, GroundWork staff and consultants undertook many flights as part of on-going survey and research project. The amount of CO₂ emitted from each flight was determined using the MyClimate.org's online climate calculator. In total, nearly **64 metric tonnes** of CO₂ were emitted in 2017 by flights taken by GroundWork's staff and consultants. The table below presents the breakdown of carbon emitted for each flight.

2) Offsetting


GroundWork has offset its CO₂ emissions in 2017 with a donation to the *Nature Conservancy* of 960 USD (see https://support.nature.org/site/Donation2?df_id=3901&3901.donation=form1). This equates to a contribution of approximately 15 USD for 1 metric ton of CO₂ emitted. The Nature Conservancy offers carbon offsets based on carbon sequestered through forest lands preserved.

More details of their carbon offset program can be found at <https://www.nature.org/ourinitiatives/urgentissues/global-warming-climate-change/help/carbon-offset-program-frequently-asked-questions.xml#1>.

SIGNATURE:



James P Wirth
Managing Director



Nicolai Petry
Senior Associate

From	Via	To	Oneway / Return	Carbon emitted (tonnes)*	Link
Zurich, Switzerland	-	Muscat, Oman	Return	1.900	https://co2.myclimate.org/en/portfolios?calculation_id=1033079
Geneva, Switzerland	Paris, France	Freetown, Sierra Leone	Oneway	1.000	https://co2.myclimate.org/en/portfolios?calculation_id=1033088
Freetown, Sierra Leone	-	Conakry, Guinea	Oneway	0.090	https://co2.myclimate.org/en/portfolios?calculation_id=1033095
Conakry, Guinea	Paris, France	Geneva, Switzerland	Oneway	0.998	https://co2.myclimate.org/en/portfolios?calculation_id=1033093
Geneva, Switzerland	Brussels, Belgium	Accra, Ghana	Return	3.600	https://co2.myclimate.org/en/portfolios?calculation_id=1033435
Accra, Ghana	-	Tamale, Ghana	Return	0.276	https://co2.myclimate.org/en/portfolios?calculation_id=1033412
Geneva, Switzerland	Casablanca, Morocco	Banjul, The Gambia	Return	1.700	https://co2.myclimate.org/en/portfolios?calculation_id=1033413
Zurich, Switzerland	Brussels, Belgium	Accra, Ghana	Return	3.600	https://co2.myclimate.org/en/portfolios?calculation_id=1033432
Zurich, Switzerland	Brussels, Belgium	Accra, Ghana	Return	3.600	https://co2.myclimate.org/en/portfolios?calculation_id=1033432
Zurich, Switzerland	Istanbul, Turkey	Tashkent, Uzbekistan	Return	3.100	https://co2.myclimate.org/en/portfolios?calculation_id=1033438
Basel, Switzerland	Amsterdam, Netherlands	Accra, Ghana	Return	3.700	https://co2.myclimate.org/en/portfolios?calculation_id=1033441
Basel, Switzerland	Istanbul, Turkey	Tashkent, Uzbekistan	Return	3.100	https://co2.myclimate.org/en/portfolios?calculation_id=1033440
Zurich, Switzerland	Amsterdam, Netherlands	Nairobi, Kenya	Return	2.800	https://co2.myclimate.org/en/portfolios?calculation_id=1035915
Nairobi, Kenya	-	Kisumu, Kenya	Return	0.230	https://co2.myclimate.org/en/portfolios?calculation_id=1035675
Hanoi, Vietnam	Nairobi, Kenya	Addis Ababa, Ethiopia	Return	3.500	https://co2.myclimate.org/en/portfolios?calculation_id=1035672
Hanoi, Vietnam	Bangkok, Thailand	Nairobi, Kenya	Return	3.100	https://co2.myclimate.org/en/portfolios?calculation_id=1035673
Nairobi, Kenya	-	Kisumu, Kenya	Return	0.230	https://co2.myclimate.org/en/portfolios?calculation_id=1035675
Hanoi, Vietnam	Seoul, Korea	Tashkent, Uzbekistan	Return	3.000	https://co2.myclimate.org/en/portfolios?calculation_id=1035658
Hanoi, Vietnam	Bangkok, Thailand	Nairobi, Kenya	Return	3.100	https://co2.myclimate.org/en/portfolios?calculation_id=1035673
Nairobi, Kenya	-	Kisumu, Kenya	Return	0.230	https://co2.myclimate.org/en/portfolios?calculation_id=1035675
Victoria, Canada	-	Vancouver, Canada	Return	0.163	https://co2.myclimate.org/en/portfolios?calculation_id=1035640
Vancouver, Canada	Amsterdam, Netherlands	Accra, Ghana	Oneway	2.400	https://co2.myclimate.org/en/portfolios?calculation_id=1035642
Accra, Ghana	-	Nairobi, Kenya	Oneway	0.784	https://co2.myclimate.org/en/portfolios?calculation_id=1035643
Nairobi, Kenya	Amsterdam, Netherlands	Vancouver, Canada	Oneway	2.700	https://co2.myclimate.org/en/portfolios?calculation_id=1035644
Victoria, Canada	-	Vancouver, Canada	Return	0.163	https://co2.myclimate.org/en/portfolios?calculation_id=1035640
Vancouver, Canada	Frankfurt, Germany	Muscat, Oman	Return	5.000	https://co2.myclimate.org/en/portfolios?calculation_id=1035649

Boston, USA	-	New York, USA	Oneway	0.118	https://co2.myclimate.org/en/portfolios?calculation_id=1035899
New York, USA	Accra, Ghana	Freetown, Sierra Leone	Oneway	1.800	https://co2.myclimate.org/en/portfolios?calculation_id=1035900
Freetown, Sierra Leone	Conakry, Guinea	Paris, France	Oneway	0.953	https://co2.myclimate.org/en/portfolios?calculation_id=1035902
Paris, France	New York, USA	Boston, USA	Oneway	1.200	https://co2.myclimate.org/en/portfolios?calculation_id=1035903
Chicago, USA	Paris, France	Accra, Ghana	Return	5.400	https://co2.myclimate.org/en/portfolios?calculation_id=1033442

Total				63.535	
--------------	--	--	--	---------------	--

*Calculation is adjusted for radiative forcing